

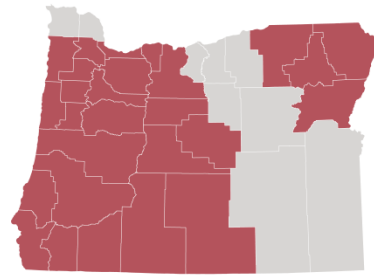
# Oregon Arts Education Snapshot

Findings Preview, October 2015

## WHO RESPONDED?

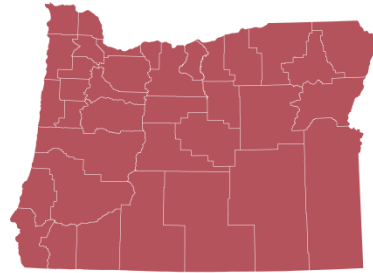
152

from



27 Counties

Out of 355 Organizations



Delivering arts education in 36 counties.

## WHAT RESOURCES DO THEY HAVE?

In the table below, **darker colors** correspond with **more respondents**.

Percent of Total Budget Spent on Arts Education

Total Budget	0-20%	21-40%	41-60%	61-80%	81-100%	% Orgs
Less than \$50,000	5	7	2	5	14	22%
\$50,000 to \$99,999	3	1	1	3	4	8%
\$100,000 to \$249,999	7	9	2	4	4	18%
\$250,000 to \$499,999	10	4	1	3	4	15%
\$500,000 to \$999,999	12	4	2	4	2	16%
\$1 M to \$2 M	9	3	0	1	2	10%
Over \$2 M	15	0	0	0	1	11%

Nearly 63% of responding organizations have less than

2

FTE devoted to arts education programming.

91%

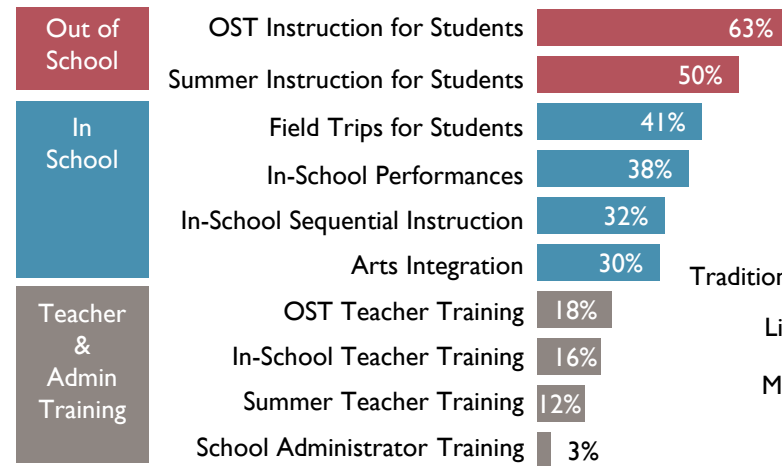
Engage volunteers to deliver programs.

57%

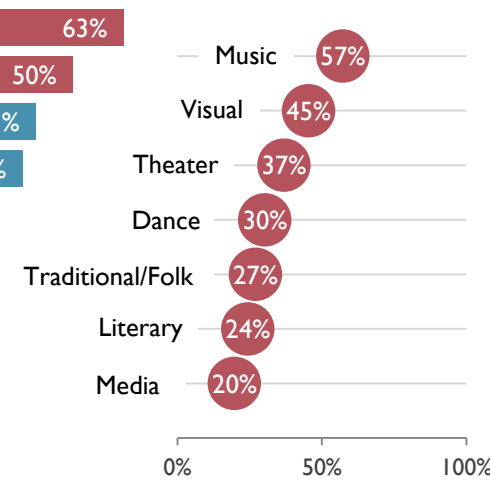
Use contractors to deliver programs.

## WHAT PROGRAMMING ARE THEY PROVIDING?

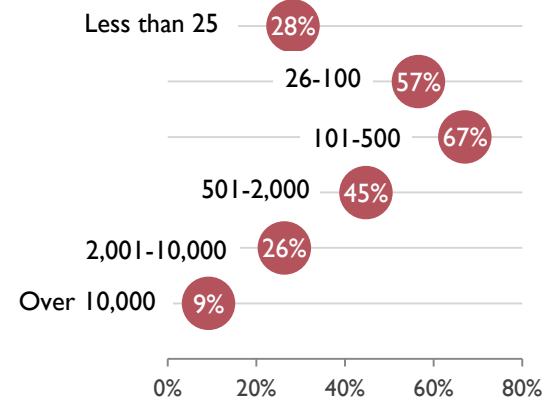
### Types of Programs Offered



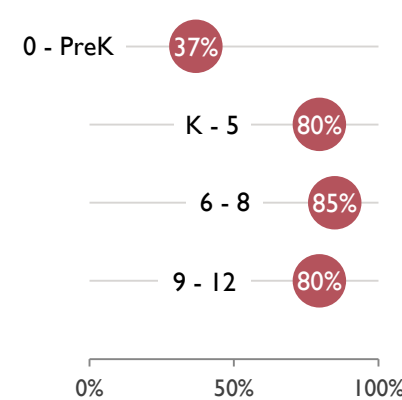
### Discipline Delivered



### Participants Served Annually



### Grade Level Served



**Drawing from your own experience, what might explain some of the trends we are seeing in the survey?**

## WHAT BARRIERS DO THEY FACE?

### #1 Lack of Funding

Lack of funding is the leading challenge for nonprofit organizations that provide arts education programs in Oregon.

“In our community, we are fortunate to have the support of the school district, volunteers, and collaborating organizations. However, our area continues to be impoverished, making finding funding support at the local level extremely difficult. Our program has room to grow.... How can we find consistent even partial funding?”

“At the beginning of last year, we cut our arts outreach program that brought residencies to schools. It was a grant funded program and each year there was a new funding stream and new priorities/goals/initiatives to meet. It was too difficult to keep the program consistent.... It was very difficult not to know whether or not we would be funded for the following year.”

### #2 Other Curriculum Priorities

Competing curriculum priorities is the second most pressing challenge to offering arts education in Oregon.

“...Other curriculum priorities in schools often directly relates to teachers and administration feeling overwhelmed by trying to meet Common Core and Next Generation Science Standards....”

### #3 Space and/or Time Constraints

Space and/or time constraints – both those related directly to providing arts education, and also those related to developing arts education programming – also limit the ability of arts education providers to offer more opportunities to students both in and out of school.

“For a smaller organization like ourselves, the biggest obstacle is the need to devote organizational time and resources to establishing links with potential partners. The more assistance we have in forging contacts with educators, the better our outreach programs.”